



Vertigo Airshows - Emergency Extraction Document Generated: March 7, 2025, 3:02 pm



Emergency Extraction Information for Aircraft N15FJ



CAUTION: JET INTAKE AND EXHAUST IN CLOSE PROXIMITY TO COCKPIT

Aircraft type: MDM FoxJet

Registration: N15FJ

Pilot: Robert (Bob) Carlton

Emergency contact: Laurie Carlton 505-239-3792


Date: 2/14/2024

Aircraft weight is less than 1000 pounds. If inverted, lift tail and one wingtip to flip upright. This should be possible with two people.

Wings hold 20 gallons of jet fuel in urethane bags

Open front canopy first to kill engines. Avoid engine intakes until engines are killed.

Opening/Jettisoning canopies



Left side of fuselage

Swing canopy
latches forward to
open canopies



Once open, each canopy may be jettisoned by pulling the red handle rearward. Handle is located near canopy hinges

Engine kill



Front cockpit

1st: Engine MASTER switch OFF

2nd: Engine EMERGENCY KILL switch
< LEFT kills left engine
> RIGHT kills right engine

Avoid engine intakes and exhaust pipes until kill switches have been activated.
ENGINE MASTER switch kills fuel pumps and smoke oil pump
Engine EMERGENCY KILL switch kills engines. Engines intakes are safe once engines have been killed. Engines may still be spinning

Smoke/pyro kill



Front cockpit

Pull EFFECTS breaker to kill
Smoke/Pyro
Switch off SMOKE 1 & SMOKE 2

CAUTION: Once wingtip smoke canisters (day show) are ignited, they will continue burning up to 3 minutes and cannot be extinguished.

CAUTION: Once wingtip and tail gerbs (night show sparks) are ignited, they will continue burning up to 30 seconds and cannot be extinguished.

All pyro device sequencing will be terminated by pulling EFFECTS breaker. Switching off SMOKE 1 & SMOKE 2 OFF is an additional safety precaution.

For additional safety, switch all other switches to OFF (down) position

Harness



Pull strap toward right side of aircraft until closure clip releases

Pull strap attached to red closure clip


Closure clip

Once closure clip releases, belts may be removed


Pilot parachute

The pilot will be wearing an emergency parachute. The parachute harness may be the best way to extract the pilot from the cockpit.

CAUTION: DO NOT PULL THE SILVER RIPCORD HANDLE



Don not pull
ripcord handle



Parachute harness is
equipped with three
quick snap links. Lift
lever as shown to
release.